

# EAST TOKYO

TOKYO SKYTREE® • Taito City • Sumida City • Koto City

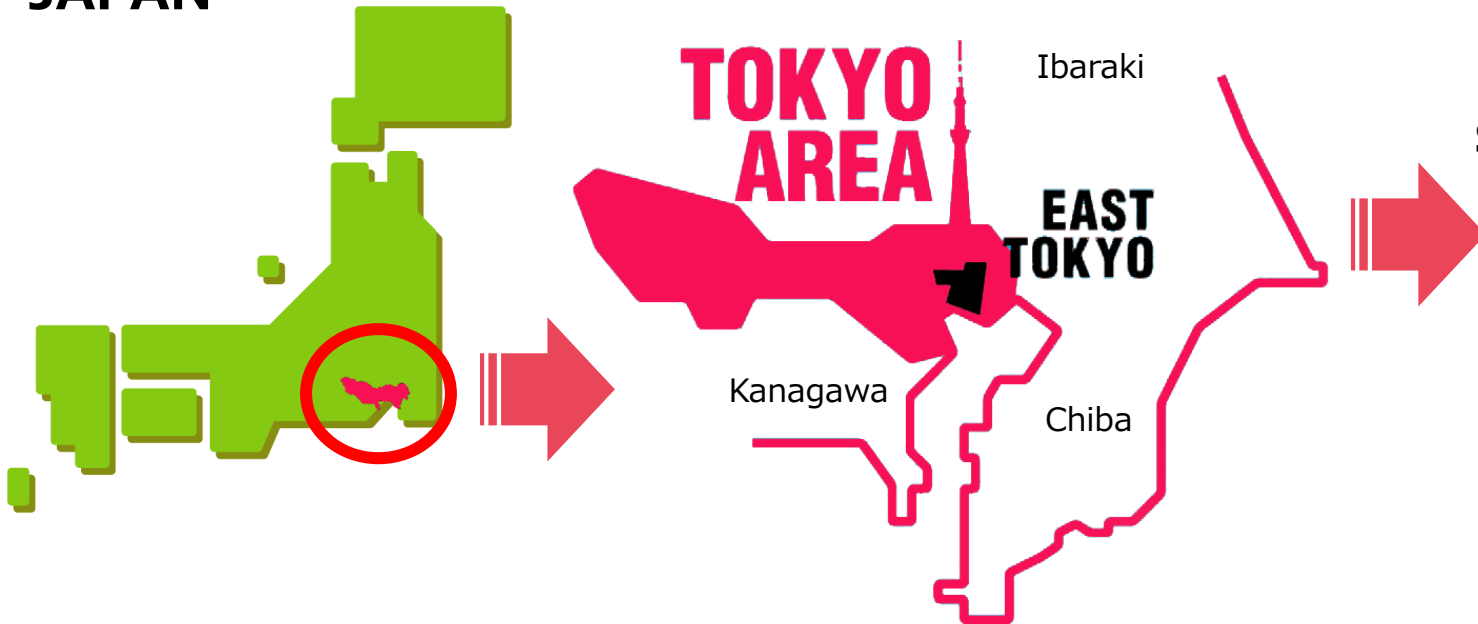




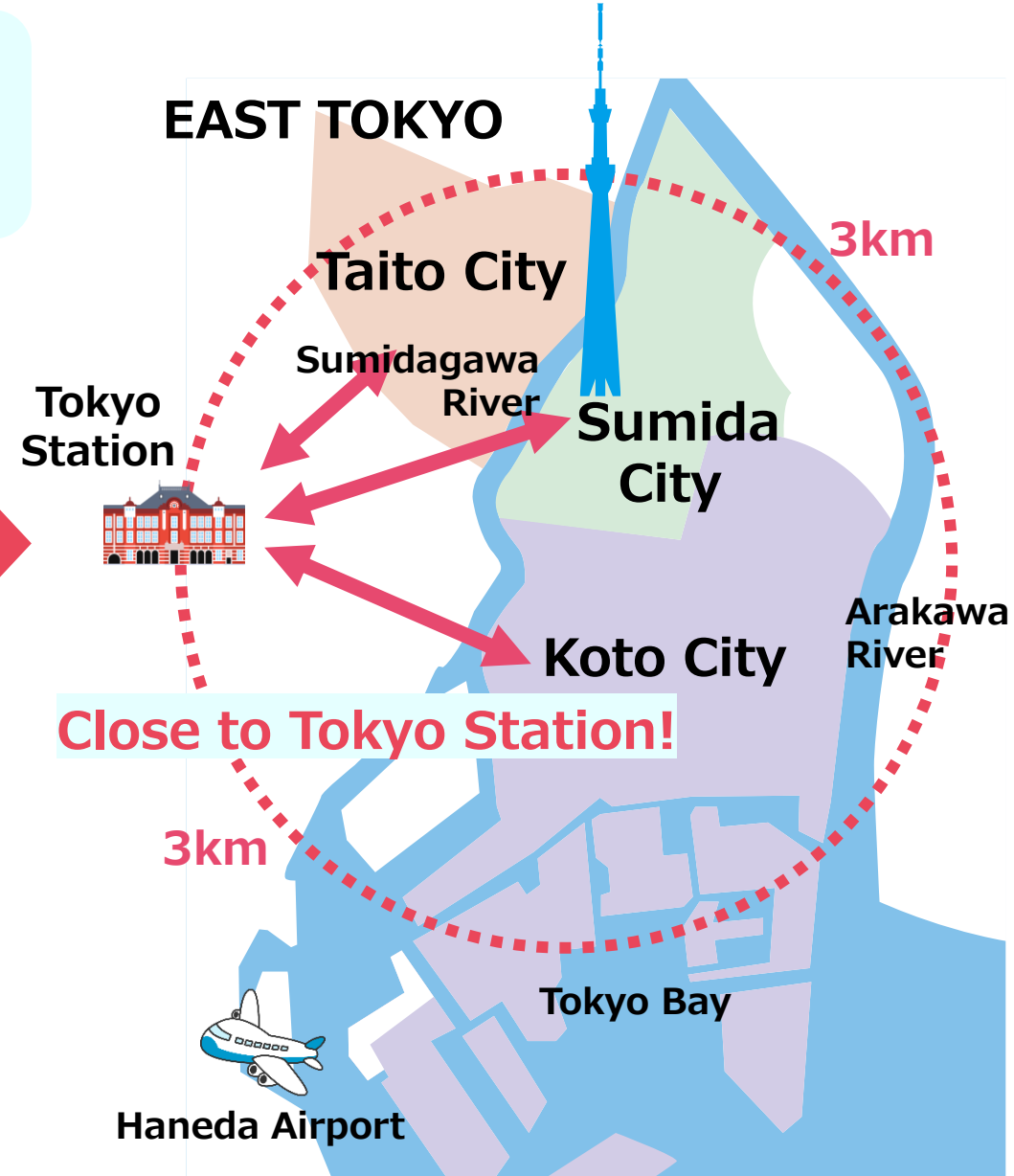
# EAST TOKYO

Charming area in the downtown area of  
Tokyo's East Side "East Tokyo"

JAPAN



The Tokyo East area is easily accessible  
by bullet train, bus or airplane!





# EAST TOKYO

"EAST TOKYO" district is filled with fascinating attractions.



Ueno Park



Sumida River Fireworks Festival



SENSO-JI



KAMNARIMON



The National Museum of Western Art



TOKYO SKYTREE®



KOKUGIKAN



Former Yasuda Garden



TOMIOKA  
HACHIMANGU



TOKYO GATE BRIDGE



Toyosu Market

You can visit famous places in Tokyo and learn about Japanese culture around the TOKYO SKYTREE!



# ACCESS

## Convenient access from Haneda Airport, Narita Airport, and Tokyo Station

- Tokyo Sky Tree is 45 to 60 minutes from Haneda and Narita International Airports to EAST TOKYO.
- Direct train access to Tokyo Sky Tree from both Haneda and Narita airports.
- Convenient access to Tokyo Station and Ueno Station, Shinkansen arrival and departure stations.
- Easy access to Shinjuku, Shibuya, Ikebukuro, Akihabara, etc. Easy access to Tokyo Disney Resort, Yokohama, Kamakura, Nikko, etc.
- Easy access to Tokyo Disney Resort, Yokohama, Kamakura, Nikko, and other sightseeing spots in the Tokyo metropolitan area

### Travel time to EAST TOKYO

Tokyo	10~15min
Haneda Airport	50min
Narita Airport	45~60min
Shinjuku	20min
Shibuya	30min

### EAST TOKYO


Ueno・Asakusa  
Tokyo Skytree





# Culture, Arts and Technology

TOKYO SKYTREE® • Museums





## Price list

Item		Adult	Teenager	Child
		18 years old and over	Student (Junior high/high school)	Elementary school student
			12 to 17 years old	6 to 11 years old
 <b>Combo Ticket</b> <u>Tembo Deck</u> + <u>Tembo Galleria</u>	Weekdays	¥3,100 (¥1,600)	¥2,150 (¥1,150)	¥1,300 (¥700)
	Holiday	¥3,400 (¥1,750)	¥2,350 (¥1,250)	¥1,400 (¥750)
 <b><u>Tembo Deck</u></b>	Weekdays	¥2,100 (¥1,100)	¥1,400 (¥750)	¥850 (¥450)
	Holiday	¥2,300 (¥1,200)	¥1,500 (¥800)	¥900 (¥450)


\*Holidays : weekend・Japanese holidays etc.

\*Children under 5 years old can enter for free. Preschoolers at 6 years old can enter for free as well. Child price still applies to primary school students at 12 years old. High school students price still applies to students who are 18 years old and over.

\*Prices for visitors with disabilities are shown in parentheses.

\*Please refer to the "Notes on the application of fees for visitors with disabilities" for the application of the price for visitors with disabilities.

\*Please refer to the holiday pricing list for the charges of Fixed Date/Time Ticket on holidays





# Museums

## The National Museum of Western Art

Specializing in Western art, the museum exhibits world-famous paintings and sculptures.

It is designated as a World Cultural Heritage site.

OPEN : 9:30 a.m.-5:30 p.m.

Fridays and Saturdays: 9:30 - 20:00

\*Admission ends 30 mins. before closing time

CLOSED : Mondays and 28 December - 1 January

<https://www.nmwa.go.jp/en/>



## National Museum of Nature and Science

A comprehensive national museum that explores everything from natural history, such as space and dinosaurs, to the history of science and technology

OPEN: 9:30 a.m.-5:00 p.m.

\*Last admission 30 minutes before closing.

CLOSED : Mondays and 28 December - 1 January

<https://www.kahaku.go.jp/english/>



## EDO-TOKYO MUSEUM

Museum exhibiting the history and culture of Tokyo from the Edo period to the present day

Activities of the Edo-Tokyo Museum during FY 2024 when the museum is closed

<https://edo-tokyo-museum.or.jp/en/>



## TOKYO NATIONAL MUSEUM

The Tokyo National Museum collects, houses, and displays a comprehensive collection of art works and antiquities from Japan as well as other Asian countries.

OPEN: 9:30 a.m.-5:00 p.m.

Open until 8:00 p.m. on Fridays and Saturdays.

\*Last admission 30 minutes before closing.

CLOSED : Mondays and 28 December - 1 January

<https://www.tnm.jp>



## Shitamachi Museum

Museum exhibiting the lifestyle and customs of downtown Tokyo from the Meiji to mid-Showa periods in Japan.

Closed for construction from April 1, 2023 to spring 2025.

<https://www.taitogeibun.net/shitamachi/>



## Sumida Hokusai Museum

Exhibits works by Hokusai Katsushika. Also introduces the relationship between Sumida and Hokusai.

OPEN : 9:30 a.m.-5:30 p.m.

\*Last admission 30 minutes before closing.

CLOSED : Mondays and 28 December - 1 January

<https://hokusai-museum.jp/?lang=en>





# Museums・Hands-on Museum

## MUSEUM OF CONTEMPORARY ART TOKYO

Museum on a wide range of contemporary art, including painting, sculpture, fashion, architecture, and design

OPEN : 10:00 a.m.-6:00 p.m.

\*Tickets available until 30 minutes before closing.

CLOSED : Mondays and 28 December - 1 January

<https://www.mot-art-museum.jp/en/>



## FUKAGAWA EDO MUSEUM

A museum that recreates the townscape of Fukagawa at the end of the Edo period

OPEN : 9:30 a.m.-5:00 p.m.

\*Admission ends 30 mins.

before closing time

CLOSED : 2nd and 4th Mondays and 29 December - 3 January

<https://www.kcf.or.jp/fukagawa/>



## Miraikan The National Museum of Emerging Science and Innovation

From simple day-to-day questions, to the latest technologies, the global environment, space exploration and life science.

National Museum of Nature and Science

OPEN : 10:00 a.m.-5:00 p.m.

CLOSED : Every Tuesday and 28 December - 1 January

<https://www.miraikan.jst.go.jp/en/>



## GUS SCIENCE MUSEUM

Hands-on exhibition facility to learn about energy

OPEN : 9:30 a.m. - 5:00 p.m.

\*last entry at 4:30 p.m.

CLOSED : Mondays, New Year's holidays and facility inspection dates

<https://www.gas-kagakukan.com/>

[https://www.gas-kagakukan.com/assets/file/common/guide\\_english.pdf?240604](https://www.gas-kagakukan.com/assets/file/common/guide_english.pdf?240604)



## teamLab★Planets TOKYO DMM

teamLab Planets is a museum where you walk through water, and a garden where you become one with the flowers. It comprises 4 large-scale artwork spaces and 2 gardens created by art collective teamLab.

OPEN : 9:00 a.m.-10:00 p.m.

\*Tuesday, December 31 9:00 a.m.-9:00 p.m.

\*Last Entrance one hour before the closing time.

CLOSED : Thursday, and more

<https://teamlabplanets.dmm.com/en>



チームラボ《人と共に踊る鯉によって描かれる水面のドロ잉》  
©チームラボ

## The Disaster Prevention Experience-Learning Facility (SONA AREA TOKYO)

Learning the wisdom of surviving with little support after the disaster

OPEN : 9:30 a.m.-5:00 p.m.

\*Admission ends 30 mins.

CLOSED : Mondays, 2nd Tuesday

<https://www.tokyorinkai-koen.jp/en/>

[https://www.tokyorinkai-koen.jp/pdf/pamphlet\\_en\\_2.pdf](https://www.tokyorinkai-koen.jp/pdf/pamphlet_en_2.pdf)





# Experience Program

Traditional Crafts, Industry and Technology





# Premium Experience

## TOKYO SKYTREE

Option to learn about the structure of Sky Tree. A dedicated guide will explain about the Sky Tree. You can also enter the area at the foot of the tower, which is normally inaccessible, and take commemorative photos.

Duration: 45-60 minutes

Minimum number of participants:  
10 Persons



## Sumidagawa River Cruise

Cruises on the Sumida River are available on chartered boats. At night, you can enjoy the illumination of the bridges across the Sumida River. Various types of boats are available, including water buses that can accommodate 140 or 200 passengers. Some boats can accommodate up to 200 passengers.





# Traditional Craft Experience

## Kintsugi Workshops

Kintsugi is an ancient Japanese technique that involves repairing broken pottery with natural materials like genuine lacquer and gold powder to make it more beautiful than ever.



Duration: 90-120 minutes  
<https://kintsugi-girl.com>

## Making “Kaminari Okoshi” (Japanese Sweets)

Kaminari Okoshi, a standard souvenir from Asakusa.



Duration: 30-60 minutes  
<https://tokiwado.tokyo/>

## EDO-MOJI Drawing Workshops

drawing letters on Japanese lanterns.



Duration: 90-120 minutes  
<https://visit-sumida.jp/schooltrip/>

## Amezaiku (Experience processing candy)

Amezaiku is a Japanese traditional culture in which candy is heated to about 90 degrees Celsius to soften it, and then beautifully shaped using bare hands and a pair of scissors.



Duration: 90-120 minutes  
<http://www.ame-shin.com/>

## Traditional Japanese paper Workshops

Paper-making experience using omikuji that have served their purpose at shrines and temples in Tokyo.



Duration: 45 minutes ~  
<https://thewashi.tokyo/en/>

## Edo Kimekomi Workshops

The dolls are made through the process of “Kimekomi”, which involves dressing the dolls in costumes.



Duration: 90-120 minutes  
<https://visit-sumida.jp/schooltrip/>



# Japanese culture and technology

## Sightseeing rickshaw

Ride on a rickshaw, learn about the history of the town, and visit tourist spots.



<https://jidaiya.biz>

## Watch Sumo Practice at Sumo stable

Authentic Sumo Wrestler Morning Practice Viewing in Tokyo.  
optional tour


Walking with a guide in Ryogoku, a sacred place for sumo wrestlers



Duration:90-120 minutes  
<https://visit-sumida.jp/>

## small Worlds

With a total area of 7,000 m<sup>2</sup>, this is one of the largest miniature museums in Asia. The museum offers a full range of hands-on programs, including workshops (manufacturing experience) and 3D figure production (where you can become a miniature yourself).



<https://smallworlds.jp/en/>

## Wadaiko (Japanese drum) Workshops and Museum

Today the museum holds approximately 800 drums and over 3,000 books and resources collected from around the world.

Duration:90-120 minutes

<https://www.miyamoto-unosuke.co.jp/taikokan/>



## SKY Duck

a bus that runs on water

- Skyduck Tokyo Tokyo Skytree Course
- Sky Duck Odaiba Odaiba Panorama Course

<https://www.skybus.jp/course/?ca=2>



## FUKAGAWA ODORI

Fine Kaiseki cuisine, traditional arts and cultural experiences





# SHOPPING





A "TOKYO SKYTREE TOWN" sprawling at the base of Tokyo SKYTREE.

Tradition and stylish culture combine to create an abundant community here.

Here, the new appeal of Tokyo is transmitted throughout the world.

OPEN 10:00a.m.-9:00p.m.

\*However, the 6F / 7F and 30F / 31F restaurant floors are open from 11:00a.m.-11:00p.m.

The opening hours differ for some stores.

## 3F Solamachi Tabe-Terrace

West Yard 3F features the Food Court Solamachi Tabe-Terrace, which is made up of an open "Food Marche" surrounding seating for customers. Visitors can enjoy a variety of food, from Japanese, western and Chinese, to dessert, while taking in the food marché and festival fun.

## 4F Japanese Souvenirs(Gift/sundries area)

East Yard 4F is a floor with the greatest selection of souvenirs in Tokyo Skytree Town, and is made up of specialty stores that focus on Japan as it is "now." This floor is designed based on the theme of oodana merchant stores that were common in Edo towns. The traditional Japanese structural aesthetics of columns, beams, and crossbeams contribute to a unified appearance of the various stores. West Yard 4F is a zone popular among families and students on school trips, lined with official TV and entertainment stores, as well as street food.

## 4F SUMIDA AQUARIUM


## 7F KONICA MINOLTA PLANETRIUM "TENKU"





# TOKYO Solamachi – Animation & Manga

## Character General Store





# TOKYO Solamachi- Shopping

## Souvenir Shops

### ~ Japanese brands ~



**BicCamera**  
ビックカメラ



**DAISO**



### ~ Japanese Traditional & Cultural item ~



**Onitsuka**  
*Tiger*





# TOKYO mizumachi – Shopping & Eat

<https://www.tokyo-mizumachi.jp/en/>

A destination waterfront space where you can encounter the “charm of downtown”.

Hotel : WISE OWL HOSTELS RIVER TOKYO

Resutoran : LAND\_A (Resutoran)

ICHIYA (Japanese confectionery)

MUYA (Bakery)

Ensensyokudo (Japanese Local Cuisine)

shake tree DINER TOKYO (Hamburger)

DEUS EX MACHINA ASAKUSA (Cafe)

LATTEST SPORTS (Cafe)

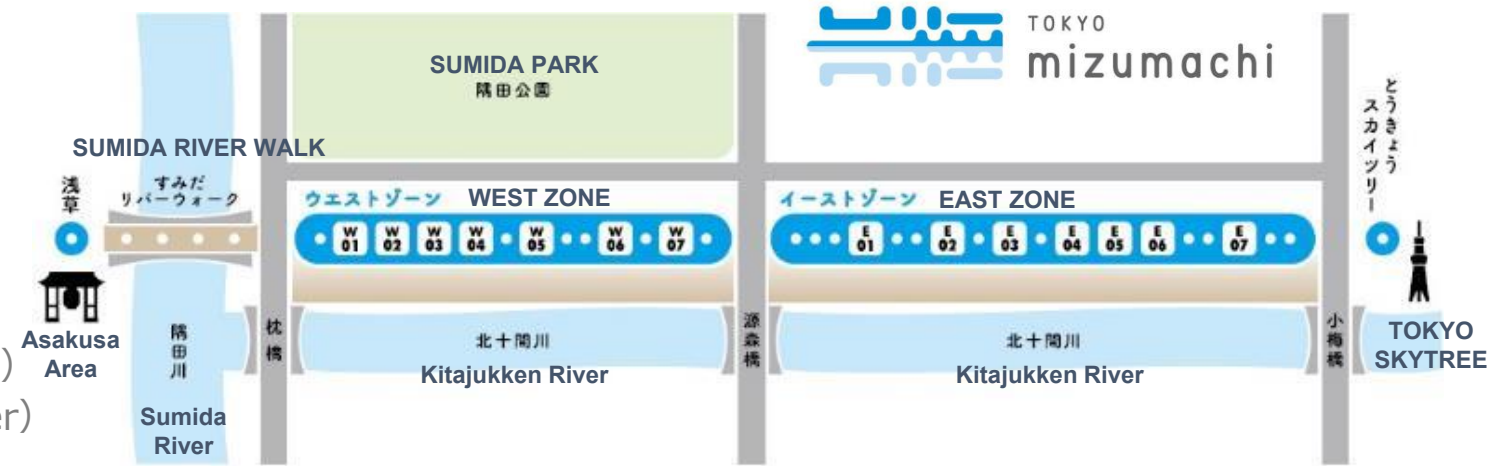
Shop : KONCENT (Designer shop)

Famly Mart (Convenience store)

Connect SUMIDA “Machidokoro”

(Products made in Sumida)

Others : WASH&FOLD (laundry service)





# Shopping streets・Commercial facilities

## AMEYOKO

Located along the railroad line from JR Ueno Station to Okachimachi Station, it is one of the leading shopping streets in Japan with more than 400 stores selling marine products, food, clothing, etc. in a 500-meter stretch.

### ACCESS

JR・Tokyo Metro

UENO Station, OKACHIMACHI Station



<https://www.ameyoko.net>

## Ninjo Fukagawa Goriyakudori Street

About 40 shops line the street, offering Japanese sweets, Amazake, Kyoto pickles, Edo accessories, and jewelry. Enjoy the liveliness of the shopping arcade. On the 1st, 15th, and 28th of every month the road bustles with even larger crowds due to the fairs that are held.

### ACCESS

Tokyo Metro MONZEN-NAKACHO Station



[https://koto-kanko.jp/tourism/detail\\_spot.php?sid=S00140](https://koto-kanko.jp/tourism/detail_spot.php?sid=S00140)

## TOYOSU SENKYAKU BANRAI

Toyosu Senkyaku Banrai is a new facility that aims to carry on and further develop the unique excitement of Tsukiji. In collaboration with Toyosu Market, this destination will offer invigorating, exciting times unique to Toyosu.

### OPEN

SPA 9:00a.m.~10:00p.m.

Resutoran

1F 10:00a.m.~10:00p.m.

2F 10:00a.m.~10:00p.m.

3F 10:00a.m.~8:00p.m.

(2F Souvenir Shops 10:00a.m.~6:00p.m.)

(2F MEKIKI YOKOCHO 10:00~6:00p.m.)

### ACCESS

Connected to the second floor pedestrian deck at Shijo-mae Station on the Yurikamome.



<https://www.toyosu-senkyakubanrai.jp/languages/en/>



# Festivals and Events

Japanese-style festivals and  
seasonal events



充滿日本特有的祭典與活動。



# Seasonal Events

春

spring



夏

summer



秋

autumn



冬

winter





# HOTEL

UENO • ASAKUSA • TOKYO • SKYTREE  
TOKYO BAY





# EAST TOKYO AREA

Hotel	Number of rooms
ASAKUSA VIEW HOTEL	326
MIMARU (Taito City 5 building・Sumida City 1 building)	30~50
HOTEL KEIHAN ASAKUSA	178
THE GATE HOTEL KAMINARIKMON	134
RICHMOND HOTEL ASAKUSA	140
RICHMOND HOTEL PREMIER ASAKUSA	270
ASAKUSA TOBU HOTEL	235



ASAKUSA VIEW HOTEL



ASAKUSA TOBU HOTEL



RICHMOND HOTEL  
PREMIER ASAKUSA



RICHMOND HOTEL ASAKUSA



# EAST TOKYO AREA

Hotel	Number of rooms
TOBU HOTEL LEVANT TOKYO	383
DAI-ICHI HOTEL RYOGOKU	334
RYOGOKU VIEW HOTEL	150
PEARL HOTEL RYOGOKU	260
HOTEL EAST21 TOKYO	394
Prince Hotel Tokyo Bay Shiomi	605
TOKYO TOYOSU MANYO CLUB	57
TOKYO EAST SIDE HOTEL KAIE	226
LA VISTA TOKYO BAY	582



LA VISTA TOKYO BAY




HOTEL EAST21 TOKYO



Prince Hotel Tokyo Bay Shiomi



TOKYO EAST SIDE HOTEL KAIE



TOKYO TOYOSU MANYO CLUB



TOBU HOTEL  
LEVANT TOKYO



DAI-ICHI HOTEL RYOGOKU



## 7. 問い合わせ先

If you have questions about the contents of this document, please contact one of the people listed below.

If you are contacting us via e-mail, it will go smoothly.

Arrangements are easy. We hope to see you all in “EAST TOKYO”.

Contact us

**EAST TOKYO Association**

(“VISIT SUMIDA” TOURISM OFFICE)

**ERIKO FUKAZAWA**

TEL (+81)3-6657-5160

FAX (+81)3-6657-5166

E-Mail [e-fukazawa@visit-sumida.jp](mailto:e-fukazawa@visit-sumida.jp)

